

Field notes for BEL-148-3.13 (PID: 120773) 12/12/23



Notes: In the 2011 plans, the stationing and SLM are going in the opposite direction. For this project, we will revise the SLM.

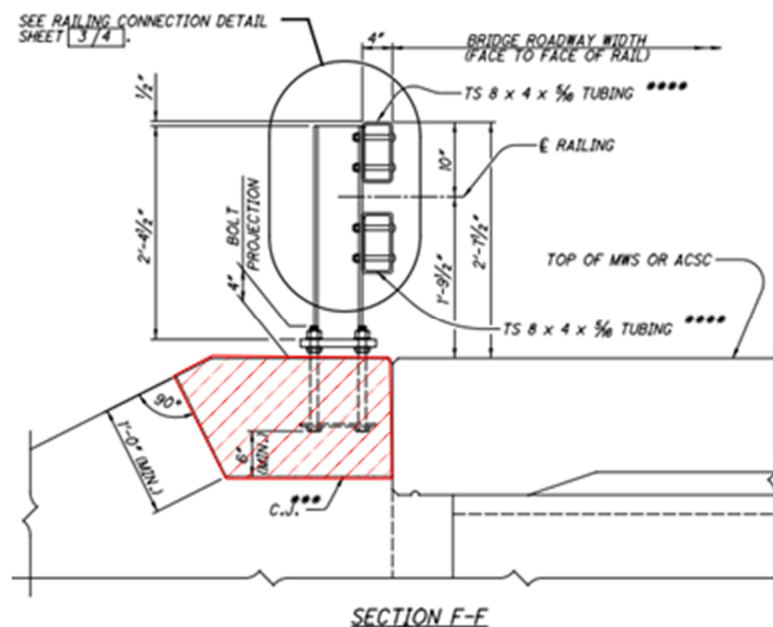
Bridge SLM from Destape: 3.123

Notes on this sheet will follow the orientation of the 2011 plans.

Damage at Right Corner of Forward Abutment

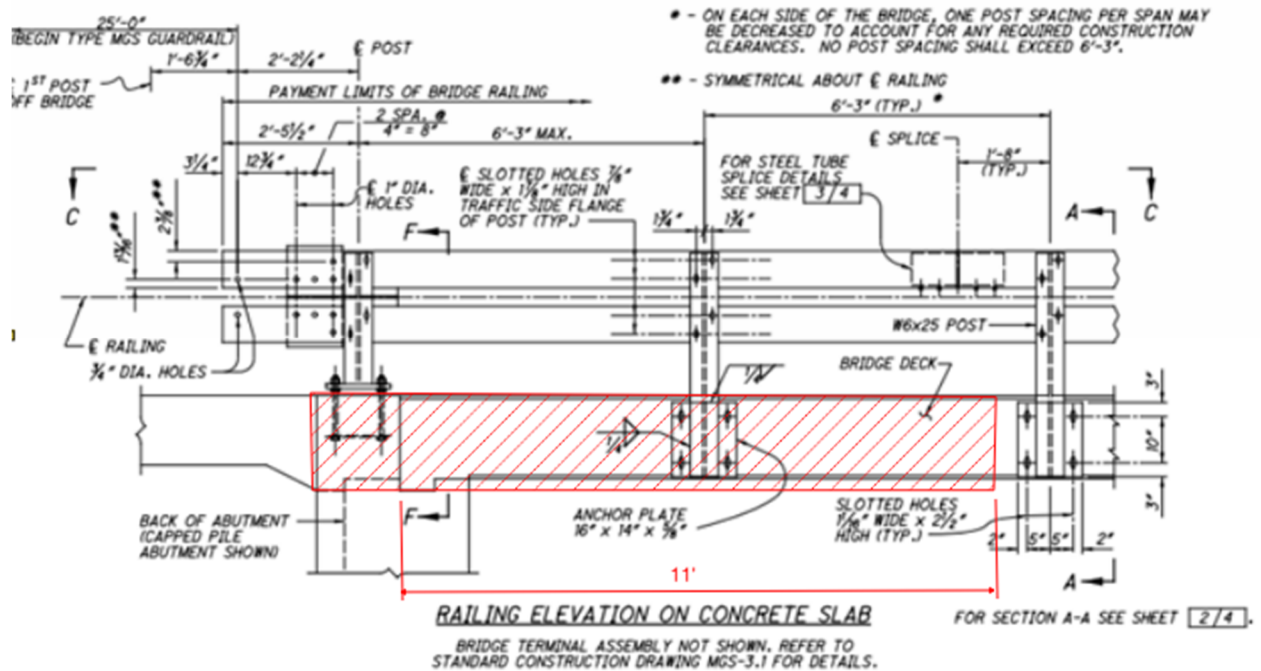

Approach work: Provide New BTA, Type 1, plus 1 panel of MGS rail (rail has been upgraded

Abutment: Replace Flush Mounted Post



Replace Post No. 1 – 5'-4 1/4" long

Replace top and bottom TS8x4 tubing to joint (top and bottom lengths are different)



Deck edge removal = 1' wide x 11' long. Remove concrete, keep rebar, remove post and anchor post no. 1

Seal deck edge repair and abutment repair

Seal deck with HMWM